



**KENDRIYA VIDYALAYA SANGATHAN**  
**GUWAHATI REGION**



# **Implementation of Multidisciplinary Project**

**In Primary Classes**

**E-Newsletter 2022-2023**

**MATHS**

**EVS**

**ENGLISH**

**HINDI**

**Theme of  
MDP**

**ART**

**MUSIC**

**CRAFT**

**VALUE**



# A Holistic and Multidisciplinary Education :

## The Important Feature of NEP 2020, India





# CHIEF PATRON



**SHRI VARUN MITRA**  
**DEPUTY COMMISSIONER**  
**KVS RO GUWAHATI**

## PATRON



**SHRI V. PRASAD.B**  
**ASST. COMMISSIONER**  
**KVS RO GUWAHATI**

## COORDINATOR



**SMT. DOLLY DAS**  
**PRINCIPAL**  
**KV IOC NOONMATI**

## COMPILATION, EDITING AND DESIGN



**SMT.CHAMPA SINGHA, PRT**  
**KV IOC NOONMATI**

# Multidisciplinary

means combining more than one Discipline or field of study. Multidisciplinary project is a project in which the same topic is studied from the view point of more than one subject.

The subject area outcomes remain distinct, but due to some meaningful linkages they are connected together during the process of transaction.

Multidisciplinary Project-based learning promotes integration among the various subject disciplines and presents an expanded view of the subject matter.

## Holistic Approach .....

### The important feature of NEP 2020

- It is an integrated study done by the student demonstrating a holistic approach without dividing their study into different subject disciplines to attain the expected learning outcomes.
- Presentation is also integrated without mentioning the work under different subject headings.



#### Kindly note .....

*It's not a project with in a project.*

*It's not a compilation of subject wise projects.*



*"Breakthrough innovation occurs when we bring down boundaries and encourage disciplines to learn from each other. That's the key to new and good ideas; they come from having a very broad and multidisciplinary range of interests."*

# How to go about..... The Right Approach

- All the teachers teaching a particular Class select a topic after discussion, based on a theme.
- Connect it to textual lessons.
- Identify a unifying theme or topic

## LEARNING OUTCOMES

- Expected learning outcomes to be listed out by the teachers together.
- Select target standards for each subject area.

## SUGGESTED ACTIVITIES

- List out the expectations i.e., the suggested activities without putting it into specific subject wise compartments offering enough space for the students to showcase their creativity.
- It can be a group work or individual project.
- Should include data collection, analysis and interpretation, values and steps to demonstrate Social Responsibility.

## FINAL PRODUCT

It will be a hard copy presentation by the student demonstrating a holistic approach without dividing their study into different subject headings and with a certificate, acknowledgement and index.

**It may be in the form of:**

SCRAPBOOK

SPIRAL BOUND FILE

ALBUM

STICK FILE

## DESIGN RUBRICS

Design suitable rubrics to assess the target standards. e.g. Content, Presentation, Relevance, Timely submission

## **NODAL TEACHER AND EVALUATION**

- Class teacher can be the nodal teacher for assigning the project out of the list developed by the team of teachers teaching a particular class and routing the project among the different subject teachers for assessment.
- Subject teachers can evaluate their part in rotation within a specific time limit.
- Requires frequent monitoring to assess the progress.

## **HOW TO PRESENT AN MDP - THE COMPONENTS**

### **The cover page**

The name of the school  
KVS logo  
Name of the project  
Theme  
Guide teachers  
Project date: (from.... to.....)  
Name of the student  
Class and Section  
Roll no.

### **Certificate**

This is to certify that this Multidisciplinary project named ..... on the theme..... has been submitted by..... (name of the student) from ..... (Class and section).

### **Acknowledgement:**

I would like to express my sincere gratitude to the Principal and my guide teachers for their timely guidance and support in helping me complete this project. I am also immensely thankful to my parents and classmates for their support which was a great help for the timely completion of this project.

Name of the student:  
Class and Section:  
Roll no:

# Index

S.NO	ACTIVITY	PAGE NO.	GUIDING TEACHER

## Content - The expected activities

The Multidisciplinary project has to be submitted as **one file** and the teachers of different subjects have to evaluate the part pertaining to their subject. The project should be submitted on or before the stipulated date.

## Assessment

S.NO	SUBJECT	MARKS
1.	ENGLISH	
2.	HINDI	
3.	MATHS	
4.	EVS	

(To be filled by teachers)

The main point of assessment is to see whether the child has arrived at the expected learning outcomes while having all the fun exploring the topic given.

# A Sample Frame Work of Class IV MDP

## **MULTIDISCIPLINARY PROJECT CLASS IV**

**THEME : FAMILY AND FRIENDS - PLANTS**

**PROJECT NAME : THE WORLD OF FLOWERS ( INDIVIDUAL )**

**TECHNIQUE / METHOD : ALBUM**

**RESOURCES : NATURE WALK / GARDEN / TEXT BOOK / INTERNET / DIKSHA**

### **Expected learning outcomes**

- Develops the ability to express in a creative manner /comprehend / writing skills.
- Develops skill in data collection, analysis, interpretation, representation using tables/pictures/art/ craft/ poem/ slogans / Scientific tools.
- Acquires the names of different flowers in the immediate surroundings both in English and Hindi.
- Learns about differently coloured flowers.
- Recognizes the different uses of flower.
- Can draw a flower and label its parts.
- Explores the flowers that grow on trees, bushes, creepers, water plants, bloom only at night.
- Can draw floral designs. Identifies Madhubani painting and also gathers information about it.
- Locates the different places famous for flowers on the map of India.
- Patterns, measurement of height, designs, multiplication flowers.
- Learns the technique of drying flowers.
- Origami - Learns to make flower vases and flowers.
- Value : The importance of plants and flowers, planting trees, Go Green Activities, aesthetic value.
- Learns Time-management.
- Develops Holistic understanding.



# Suggested Activities

1. Locate Uttarakhand and Bihar on map of India.
2. Paste pictures with names in Hindi and English / draw and colour - (02 each)
  - Flowers which grow on trees.
  - Flowers which grow on bushes.
  - Flowers which grow on creepers/ climbers.
  - Flowers which grow on water plants.
  - Flowers which bloom at night.
  - Flowers which bloom in day and close at night.
  - Plants which never have flowers.
  - Flowers which are eaten.
  - Flowers used as medicine.
  - Flowers used to make scent.
  - Flowers used to make colours.
3. Draw structure of a flower and label the parts.
4. लाल रंग के फूल - हिन्दी में दो नाम एवं चित्र ।
5. सफ़ेद रंग के फूल - हिन्दी में दो नाम एवं चित्र ।
6. पीले रंग के फूल - हिन्दी में दो नाम एवं चित्र ।
7. फूलों पर एक कविता लिखो ।
8. Write the poem 'A watering Rhyme' and beautify the page with relevant drawing.
9. Write the Importance of Flowers.
10. Make a list of eight flowering plants and the maximum height they grow up to.
11. Cut out shapes of flower petals and use them to make patterns.
12. Make Floral Multiplication tables with paper for easy learning.
13. Origami - Make flowers of different types.
14. Draw a Madhubani Art.
15. Make a Greeting Card with dried flowers and leaves.
16. Decorate the Display Board of Classroom on the theme of Flowers.
17. Make a flower vase with paper flowers in it.
18. फूलों पर कोई गीत लिखो / गीत गाना सीखो ।
19. Write a Song of flowers related to National Integration.
20. Write a Slogan on Value of plants.
21. Any five Go Green activities.

## RUBRICS FOR EACH SUBJECT

Creativity - 5M Presentation - 5M Correlation - 5M Timely submission - 5M

# Glimpses of The Final Product... The Hard Copy Presentation



**ACKNOWLEDGEMENT**

I would like to express my sincere gratitude to the Principal and my guide teachers for their timely guidance and support in helping me complete this project. I am immensely thankful to my parents as associates for their support which was a great help for the timely completion of this project.

Name of the student : Shubhaneel Kashyap  
Class & Section : IV (A)  
Roll Number : 14

**Certificate**


This is to certify that a Multidisciplinary project on **The World of Flowers** on the theme **Family & Friends (Plants)** has been submitted by **Shubhaneel Kashyap** from Class IV.

**Index**

1. Introduction
2. Acknowledgement
3. Certificate
4. Index
5. The World of Flowers
6. The Importance of Flowers
7. The World of Flowers (Plants)
8. The World of Flowers (Animals)
9. The World of Flowers (People)
10. The World of Flowers (Objects)
11. The World of Flowers (Activities)
12. The World of Flowers (Games)
13. The World of Flowers (Songs)
14. The World of Flowers (Stories)
15. The World of Flowers (Poems)
16. The World of Flowers (Riddles)
17. The World of Flowers (Puzzles)
18. The World of Flowers (Crosswords)
19. The World of Flowers (Mazes)
20. The World of Flowers (Coloring Pages)
21. The World of Flowers (Cutouts)
22. The World of Flowers (Diagrams)
23. The World of Flowers (Labels)
24. The World of Flowers (Posters)
25. The World of Flowers (Projects)
26. The World of Flowers (Experiments)
27. The World of Flowers (Observations)
28. The World of Flowers (Conclusions)
29. The World of Flowers (References)
30. The World of Flowers (Bibliography)
31. The World of Flowers (Index)

**Index**

1. Introduction
2. Acknowledgement
3. Certificate
4. Index
5. The World of Flowers
6. The Importance of Flowers
7. The World of Flowers (Plants)
8. The World of Flowers (Animals)
9. The World of Flowers (People)
10. The World of Flowers (Objects)
11. The World of Flowers (Activities)
12. The World of Flowers (Games)
13. The World of Flowers (Songs)
14. The World of Flowers (Stories)
15. The World of Flowers (Poems)
16. The World of Flowers (Riddles)
17. The World of Flowers (Puzzles)
18. The World of Flowers (Crosswords)
19. The World of Flowers (Mazes)
20. The World of Flowers (Coloring Pages)
21. The World of Flowers (Cutouts)
22. The World of Flowers (Diagrams)
23. The World of Flowers (Labels)
24. The World of Flowers (Posters)
25. The World of Flowers (Projects)
26. The World of Flowers (Experiments)
27. The World of Flowers (Observations)
28. The World of Flowers (Conclusions)
29. The World of Flowers (References)
30. The World of Flowers (Bibliography)
31. The World of Flowers (Index)



**A Watering Rhyme**

Early in the morning,  
Or the evening hours,  
Then the time to water,  
Every kind of flower,  
Watering it regularly,  
When the sun is high,  
Doesn't help the flowers,  
Only water them in.



**The Importance of flowers**

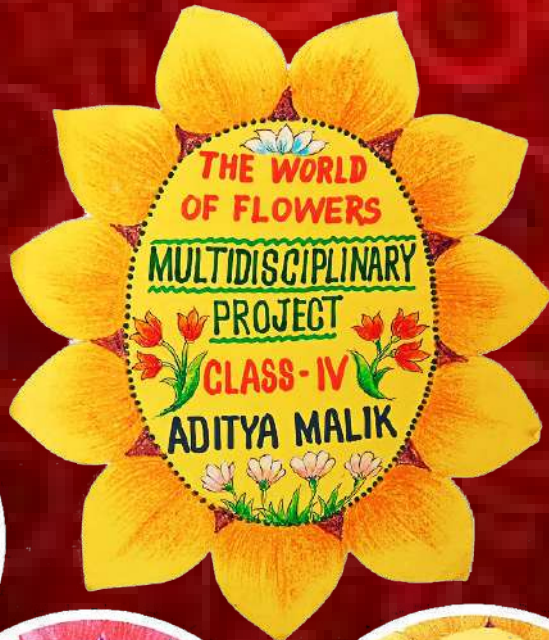


Flowers are one of the most beautiful gifts given by nature. They are used in many ways. Some are used for decoration, some for medicine, some for food, and some for perfume. They are also used in many other ways. They are very important in our lives.



**Index**

1. Introduction
2. Acknowledgement
3. Certificate
4. Index
5. The World of Flowers
6. The Importance of Flowers
7. The World of Flowers (Plants)
8. The World of Flowers (Animals)
9. The World of Flowers (People)
10. The World of Flowers (Objects)
11. The World of Flowers (Activities)
12. The World of Flowers (Games)
13. The World of Flowers (Songs)
14. The World of Flowers (Stories)
15. The World of Flowers (Poems)
16. The World of Flowers (Riddles)
17. The World of Flowers (Puzzles)
18. The World of Flowers (Crosswords)
19. The World of Flowers (Mazes)
20. The World of Flowers (Coloring Pages)
21. The World of Flowers (Cutouts)
22. The World of Flowers (Diagrams)
23. The World of Flowers (Labels)
24. The World of Flowers (Posters)
25. The World of Flowers (Projects)
26. The World of Flowers (Experiments)
27. The World of Flowers (Observations)
28. The World of Flowers (Conclusions)
29. The World of Flowers (References)
30. The World of Flowers (Bibliography)
31. The World of Flowers (Index)







# A Sample Frame Work of Class III MDP

## MULTIDISCIPLINARY PROJECT CLASS III

**THEME : ANIMALS**

**PROJECT NAME : BIRDS ALBUM ( INDIVIDUAL )**

**TECHNIQUE / METHOD : ALBUM**

**RESOURCES : BIRD WATCH / ZOO / TEXT BOOK / INTERNET / DIKSHA /  
DIGITAL LIBRARY**

### **Expected Learning Outcomes**

- Develops the ability to express in a creative manner / comprehend / writing skills.
- Develops skill in data collection, analysis, interpretation, representation using tables/pictures/art/ craft/ poem/ slogans.
- Acquires the names of different birds in the immediate environment both in English and Hindi.
- Identifies the simple features of birds.
- Learns about **National bird** of India.
- Learns about the Diversity that exists among various birds.
- Learns to prepare **puppets** of different birds with socks.
- **Origami** – Learns to make paper birds.
- Learns to make Bird **mask**.
- Learns Time-management, communication skills, writing skills.
- Develops Holistic understanding.
- Real world approach.
- Value - Learns to make **nest** or birdhouse to be placed in the garden / balcony / backyard (with food and water).

# Suggested Activities

1. Paste a picture of National bird of India, write its name and write few sentences about it.
2. Paste pictures with names of-
  - Birds which can fly very high. (Any two)
  - Birds which fly at low height. (Any two)
  - Birds which fly very long distances. (Any two)
  - Birds which cannot fly. (Any two)
  - Water birds. (Any two)
  - Bird which can rotate its head backwards to large extent.
  - Bird which can move its head backwards forward with jerks.
  - Bird which is black and has sweet voice.
  - Bird whose beak is like a needle and stitches leaves.
  - Bird which makes holes in tree trunk.
3. Draw a bird, label the body parts and write the number of body parts.
4. Find out the **approximate height** at which birds fly high.
5. Find out the **approximate distance** of birds flying short distances.
6. पाँच पक्षियों के नाम लिखो ।
7. पक्षियों के नाम के लिंग बदलो ।
8. पक्षियों के नाम के वचन बदलो ।
9. **Origami**- Make a paper bird.
10. Make **puppets** of different birds with socks.
11. Make a **mask** of any bird.
12. Write a **poem** on peacock/cuckoo/parrot/swan or any other bird.
13. Make a bird **nest**.
14. चिड़िया पर गीत लिखो और उसे गाना सीखो ।
15. Make a birdhouse to be placed in the garden / balcony / backyard (with food and water) for maintaining the feeding corner for the birds.

## RUBRICS FOR EACH SUBJECT

Creativity - 5M   Presentation - 5M   Correlation - 5M   Timely submission - 5M

# Glimpses of The Final Product ...

## The Hard Copy Presentation

### Certificate

This is to certify that this Multidisciplinary Project named **Birds Album (Individual)** on the theme **Family & Friends (Animals)** has been submitted by **Shubhanceel Kashyap** from Class III

### ACKNOWLEDGEMENT

I would like to express my sincere gratitude to the Principal and my guide teachers for their timely guidance and support in helping me complete this project. I am also immensely thankful to my parents and classmates for their support which was a great help for the timely completion of this project.

**Shubhanceel Kashyap**  
Class III

### CONTENTS

1. Paste a picture of National bird of India, write its name and write few sentences about it.
  2. Paste pictures with names of:
    - Birds which can fly very high. (Any two)
    - Birds which fly at low height. (Any two)
    - Birds which fly very long distances. (Any two)
    - Birds which cannot fly. (Any two)
  3. Water birds. (Any two)
  - Bird which can rotate its head backwards to large extent.
  - Bird which can curve its head backwards forward with jerks.
  - Bird which is black and has sweet voice.
  - Bird whose beak is like a needle and stitches leaves.
  - Bird which makes holes in tree trunk.
3. Draw a bird, label the body parts and write the number of body parts.
  4. Find out the approximate height at which birds fly. Make a chart.
  5. Find out the approximate distance of birds flying short distances.

### CONTENTS

6. Find out the approximate distance of birds flying short distances.
6. Make a mask of any bird.
7. Make a bird from paper.
8. Make a bird from paper.
9. Make a bird from paper.
10. Make puppets of different birds with socks.
11. Make a mask of any bird.
12. Write a poem on peacock/ cuckoo/parrot/ swan or any other bird.
13. Make a bird nest.
14. Make a birdhouse to be placed in the garden / balcony / backyard (with food and water) for maintaining the feeding corner for the birds.

Can rotate its head backwards. In large extent



Owl

**First Term**  
Name: Shubhanceel Kashyap Class: III  
XV-100 Akshatika, Gurukul

**National Bird of India**




**Water Birds**

Water birds are very interesting, a beautiful cover on its head and a beautiful blue velvet colour in its long neck. Peacock love dance in rain. They appear from colorful feathers when they are happy. They eat insects and worms to stay very short distance. They do not build nests. When female parent builds nest to lay eggs.

**Fly at Low Height**



Sparrow Finch

**Can Fly Very High**



Eagle Hawk



**Cannot Fly**



Penguin Kiwi

**Fly Very Long Distances**



Crane Frigatebird

**Water Birds**



Duck Swan

**Cannot Fly**



Kiwi Ostrich

**BIRDS ALBUM (Individual)**

Moves its head backwards forward with jerks



Crow



Black and sweet voice



Crow

Food is like needle and stitches leaves



Woodpecker



**MATHS**

Number of body parts



Eagle can fly up to 10000 feet in the sky from the ground



Eagle Hen

Hen can swim distance of 100 to 150 feet

1. 9 अक्षर  
2. 9  
3. 9  
4. 9

हिंदी शब्द	अंग्रेजी शब्द	अंग्रेजी शब्द	हिंदी शब्द
1. शेर	lion	1. शेर	शेर
2. गुरी	goose	2. गुरी	गुरी
3. हाँस	swan	3. हाँस	हाँस
4. मोर	peacock	4. मोर	मोर
5. आँसू	tear	5. आँसू	आँसू

**Art and Craft**



सिंघिया का अर्थ  
सिंघिया का अर्थ  
सिंघिया का अर्थ  
सिंघिया का अर्थ



# A Sample Frame Work of Class V MDP

## MULTIDISCIPLINARY PROJECT CLASS V

**THEME : WATER**

**PROJECT NAME : WATER - THE WONDER LIQUID ( INDIVIDUAL )**

**TECHNIQUE / METHOD : ALBUM**

**RESOURCES : TEXT BOOK / INTERNET / NATURE/ ENVIRONMENT**

### Expected Learning Outcomes

- Learns to value that water is precious.
- Knows various ways to conserve water.
- Understands the importance of conservation of water.
- Learns about water cycle.
- Knows about the diseases caused by drinking dirty water.
- Experiments, recording the observation and interpretation.
- Understands the different methods of cleaning drinking water.
- Understands the term soluble/insoluble.
- Learns about the objects that float and sink in water.
- Understands that why do objects float or sink in water.
- Learns about concept of fraction, types of fractions with the help of water animal - Fish.
- Understands the Concept of volume and capacity using measuring bottle.
- Understands about water - its look, quality, sources, uses, storage and its importance.
- Knows words related to water.
- Composes poem on water.
- Knows the importance of water in our lives and will be able to think critically.
- Connects water with real life situation.
- अपने व्यावहारिक जीवन में पानी से संबंधित मुहावरे प्रयोग कर पाएंगे।
- विद्यार्थी अपने भावों एवं विचारों को लेख के माध्यम से प्रस्तुत कर सकेंगे।
- बच्चों के शब्दकोश भंडार का विकास होगा।
- बच्चों की कल्पना शक्ति का विकास होगा।
- शहरों में होने वाली पानी की विभिन्न समस्याओं को समझ कर लिख सकेंगे।



# Suggested Activities

1. Make a word web with words related to water.
2. Compose a poem on 'Water' in your own words.
3. Imagine 'A Day without water.' Narrate your experience.
4. Write a story on 'Water'.
5. Think and write your feelings imagining 'If I was Water...'
6. Use the word 'Water' as different parts of speech. Write sentences and draw connected pictures along with the sentence.
7. Make an aquarium with water, fish and plants using geometrical shapes.
8. Measure the volume of water in different containers.
9. Speed of water transport system.
10. Fraction in water animals.
11. विभिन्न नदियों के नाम लिखकर उन पर संक्षिप्त टिप्पणी करना ।
12. पानी से संबंधित मुहावरे लिखना, उनका अर्थ बताना तथा वाक्य में प्रयोग करना ।
13. शहरों में पानी की अधिकता और पानी की अत्यधिक कमी होने से उत्पन्न समस्याओं के बारे में लिखना ।
14. 'पानी संरक्षण' पर एक कविता लिखो।
15. जल चक्र के बारे में 7 वाक्य बनाकर लिखना ।
16. 'जल ही जीवन' पर एक अनुच्छेद लिखना ।
17. Experiments of methods to clean water – filtration, sedimentation, boiling, chlorination, decantation.
18. Find out and write about various water related festivals and customs.
19. List the water borne diseases and write their preventive measures.
20. Carry out experiments on things which float / sink.
21. Do Experiments, record the observation and interpret to find out whether the thing is soluble/insoluble in water.(any 20 things).
22. Find out and write about various ways to conserve water.
23. Write slogans on saving water.
24. Draw a poster on "Save water".
25. Write a Slogan on value of water.
26. Write a song/poem on water.

## RUBRICS FOR EACH SUBJECT

Creativity - 5M Presentation - 5M Correlation - 5M Timely submission-5M

# Glimpses of The Final Product ...

## The Hard Copy Presentation



## 6 Skills developed through multidisciplinary study



### Video links of Sample MDPs

**Class IV – World of flowers**

- <https://tinyurl.com/MDP-KV-IOC-CL-IV-SAMPLE-A>
- <https://tinyurl.com/MDP-CLASS-IV-SAMPLE-B>

**Class III – Birds Album** <https://tinyurl.com/MDP-CLASS-III>

*Children are like clay in the hands of teachers.  
Like a sculptor, we can chisel and carve their  
personalities and potentials with our guidance.*



*And ....*

*we will keep our sincere efforts  
on .....*